

## Introductory sub-table (I)(a)


<b>Name of the Company: TVS ELECTRONICS LIMITED</b>			
<b>Scrip Code, Name of the scrip, class of security: BSE:532513</b>		<b>NSE:TVSELECT</b>	<b>Equity Shares</b>
<b>Quarter ended: 31st December, 2012</b>			
<b>Partly paid-up shares:-</b>	<b>No. of partly paid-up shares</b>	<b>As a % of total no. of partly paid-up shares</b>	<b>As a % of total no. of shares of the company</b>
Held by promoter/promoter group	0	0	0
Held by public	0	0	0
<b>Total - D</b>	<b>0</b>	<b>0</b>	<b>0</b>
<b>Outstanding convertible securities:-</b>	<b>No. of outstanding securities</b>	<b>As a % of total no. of outstanding convertible securities</b>	<b>As a % of total no. of shares of the company, assuming full conversion of the convertible securities</b>
Held by promoter/promoter group	0	0	0
Held by public	0	0	0
<b>Total - E</b>	<b>0</b>	<b>0</b>	<b>0</b>
<b>Warrants:-</b>	<b>No. of warrants</b>	<b>As a % of total no. of warrants</b>	<b>As a % of total no. of shares of the company, assuming full conversion of warrants</b>
Held by promoter/promoter group	0	0	0
Held by public	350000	100	1.94
<b>Total - F</b>	<b>350000</b>	<b>100</b>	<b>1.94</b>
<b>Total paid-up capital of the company, assuming full conversion of warrants and convertible securities</b>		<b>18022818</b>	



Statement Showing Shareholding Pattern								
Category code	Category of Shareholder	Number of Shareholders	Table (I)(a)		Total shareholding as a percentage of total number of shares		Shares Pledged or otherwise encumbered	
			Total number of shares	Number of shares held in dematerialized form	As a percentage of (A+B) <sup>1</sup>	As a percentage of (A+B+C)	Number of shares	As a percentage
(I)	(II)	(III)	(IV)	(V)	(VI)	(VII)	(VIII)	(IX) = (VIII)/(IV)*100
(A)	<b>Shareholding of Promoter and Promoter</b>							
1	<b>Indian</b>							
(a)	Individuals/ Hindu Undivided Family	-	-	-	-	-	-	-
(b)	Central Government/ State Government(s)	-	-	-	-	-	-	-
(c)	Bodies Corporate	1	10553449	10553449	59.72	59.72	-	0.00
(d)	Financial Institutions/ Banks	-	-	-	-	-	-	0.00
(e)	Any Others(Specify)	-	-	-	-	-	-	-
	<b>Sub Total(A)(1)</b>	<b>1</b>	<b>10553449</b>	<b>10553449</b>	<b>59.72</b>	<b>59.72</b>	<b>0</b>	<b>0.00</b>
2	<b>Foreign</b>							
a	Individuals (Non-Residents Individuals/ Foreign Individuals)	-	-	-	-	-	-	-
b	Bodies Corporate	-	-	-	-	-	-	-
c	Institutions	-	-	-	-	-	-	-
d	Any Others(Specify)	-	-	-	-	-	-	-
	<b>Sub Total(A)(2)</b>	<b>0</b>	<b>0</b>	<b>0</b>	<b>0.00</b>	<b>0.00</b>	<b>0</b>	<b>0.00</b>
	<b>Total Shareholding of Promoter and</b>	<b>1</b>	<b>10553449</b>	<b>10553449</b>	<b>59.72</b>	<b>59.72</b>	<b>0</b>	<b>0.00</b>
(B)	<b>Public shareholding</b>							
1	<b>Institutions</b>							
(a)	Mutual Funds/ UTI	9	4750	2050	0.03	0.03	-	-
(b)	Financial Institutions / Banks	3	1100	500	0.01	0.01	-	-
(c)	Central Government/ State Government(s)	-	-	-	-	-	-	-
(d)	Venture Capital Funds	-	-	-	-	-	-	-
(e)	Insurance Companies	1	61200	61200	0.35	0.35	-	-
(f)	Foreign Institutional Investors	1	100	-	0.00	0.00	-	-
(g)	Foreign Venture Capital Investors	-	-	-	-	-	-	-
	<b>Sub-Total (B)(1)</b>	<b>14</b>	<b>67150</b>	<b>63750</b>	<b>0.38</b>	<b>0.38</b>	-	-
B 2	<b>Non-institutions</b>							
(a)	Bodies Corporate	383	492572	470471	2.79	2.79	-	-
(b)	Individuals							
I	i. Individual shareholders holding nominal share capital up to Rs 1 lakh	21837	5156830	4587003	29.18	29.18	-	-
II	ii. Individual shareholders holding nominal share capital in excess of Rs. 1 lakh.	37	1065970	1045970	6.03	6.03	-	-
(c)	Any Other (specify)	-	-	-	0.00	0.00	-	-
(c-i)	NRI Non-Repatriable	76	26355	25155	0.15	0.15	-	-
(c-ii)	NRI Repatriable	781	303692	85642	1.72	1.72	-	-
	Overseas Body Corporates	2	6800	6800	0.04	0.04	-	-
	<b>Sub-Total (B)(2)</b>	<b>23116</b>	<b>7052219</b>	<b>6221041</b>	<b>39.90</b>	<b>39.90</b>	-	-
	<b>Total Public Shareholding (B)= (B)(1)+(B)(2)</b>	<b>23130</b>	<b>7119369</b>	<b>6284791</b>	<b>40.28</b>	<b>40.28</b>	-	-
	<b>TOTAL (A)+(B)</b>	<b>23131</b>	<b>17672818</b>	<b>16838240</b>	<b>100.00</b>	<b>100.00</b>	-	-
(C)	<b>Shares held by Custodians and against which Depository Receipts have been issued</b>							
1	Promoter and Promoter Group	-	-	-	-	-	-	-
2	Public	-	-	-	-	-	-	-
	<b>Sub-Total (C)</b>	-	-	-	-	-	-	-
	<b>GRAND TOTAL (A)+(B)+(C)</b>	<b>23131</b>	<b>17672818</b>	<b>16838240</b>	<b>100.00</b>	<b>100.00</b>	-	-




Sr.No	Notes
1	
2	
3	
4	
5	
6	
7	
8	
9	



(D)(b) Statement showing holding of securities (including shares, warrants, convertible securities) of persons belonging to the category "Promoter and Promoter Group"


Sr. No.	Name of the shareholder	Details of Shares held		Encumbered shares (*)			Details of warrants		Details of convertible securities		Total shares (including underlying shares assuming full conversion of warrants and convertible securities) as a % of diluted share capital
		Number of shares held	As a % of grand total (A)+(B)+(C)	No.	As a percentage	As a % of grand total (A)+(B)+(C) of sub-clause (I)(a)	Number of warrants held	As a % total number of warrants of the same class	Number of convertible securities held	As a % total number of convertible securities of the same class	
(I)	(II)	(III)	(IV)	(V)	(VI)=(V)/(III)*100	(VII)	(VIII)	(IX)	(X)	(XI)	(XII)
1	TVS Investments Limited	10553449	59.72	NIL	NIL	NIL	NIL	NIL	NIL	NIL	58.56
	<b>TOTAL</b>	10553449	59.72	NIL	NIL	NIL	NIL	NIL	NIL	NIL	58.56

(\* The term "encumbrance" has the same meaning as assigned to it in regulation 28(3) of the SAST Regulations, 2011




**(I)(c)(i) Statement showing holding of securities (including shares, warrants, convertible securities) of persons belonging to the category "Public" and holding more than 1% of the total number of shares**

Sr. No.	Name of the shareholder	Number of shares held	Shares as a percentage of total number of shares (i.e., Grand Total (A)+(B)+(C) Indicated in Statement at para (D)(a) above;	Details of warrants		Details of convertible securities		Total shares (including underlying shares assuming full conversion of warrants and convertible securities) as a % of diluted share capital
				Number of warrants held	As a % total number of warrants of the same class	Number of convertible securities held	% w.r.t total number of convertible securities of the same class	
1	Tranzmute Business Advisory LLP	-		350000	100	-	-	1.94
<b>TOTAL</b>		<b>0</b>		<b>350000</b>	<b>100</b>	<b>0</b>	<b>-</b>	<b>1.94</b>




**(1)(c)(ii) Statement showing holding of securities (including shares, warrants, convertible securities) of persons (together with PAC) belonging to the category "Public" and holding more than 5% of the total number of shares of the company**

Sr. No.	Name(s) of the shareholder(s) and the Persons Acting in Concert (PAC) with them	Number of shares	Shares as a percentage of total number of shares {i.e., Grand Total (A)+(B)+(C) indicated in Statement at para (D)(a) above}	Details of warrants		Details of convertible securities		Total shares (including underlying shares assuming full conversion of warrants and convertible securities) as a % of diluted share capital
				Number of warrants	As a % total number of warrants of the same class	Number of convertible securities held	% w.r.t total number of convertible securities of the same class	
1		-	-	-	-	-	-	-
<b>TOTAL</b>		-	-	-	-	-	-	-




**(I)(d) Statement showing details of locked-in shares**

Sr. No.	Name of the shareholder	Number of locked-in shares	Locked-in shares as a percentage of total number of shares {i.e., Grand Total (A)+(B)+(C) indicated in Statement at para (I)(a) above}
1	-	-	-
<b>TOTAL</b>			



**(II)(a) Statement showing details of Depository Receipts (DRs)**

Sr. No.	Type of outstanding DR (ADRs, GDRs, SDRs, etc.)	Number of outstanding DRs	Number of shares underlying outstanding DRs	Shares underlying outstanding DRs as a percentage of total number of shares {i.e., Grand Total (A)+(B)+(C) indicated in Statement at para (I)(a) above}
1	-	-	-	-
<b>TOTAL</b>		-	-	-





(II)(b) Statement showing holding of Depository Receipts (DRs), where underlying shares held by "promoter/promoter group" are in excess of 1% of the total number of shares

Sr. No.	Name of the DR Holder	Type of outstanding DR (ADRs, GDRs, SDRs, etc.)	Number of shares underlying outstanding DRs	Shares underlying outstanding DRs as a percentage of total number of shares (i.e., Grand Total (A)+(B)+(C) indicated in Statement at para (I)(a) above)
1	-	-	-	-
<b>TOTAL</b>			0	0.00

